



FLORIDA DEPARTMENT *of* STATE

DIVISION OF LIBRARY and INFORMATION SERVICES



Kaycee Shiley
Youth Services Consultant
kaycee.shiley@dos.myflorida.com
850.245.6625



Nancy Guidry-Hall
State Data Coordinator
nancy.guidryhall@dos.myflorida.co
m
850.245.6608






DIVISION OF
LIBRARY and
INFORMATION SERVICES

Make It Count

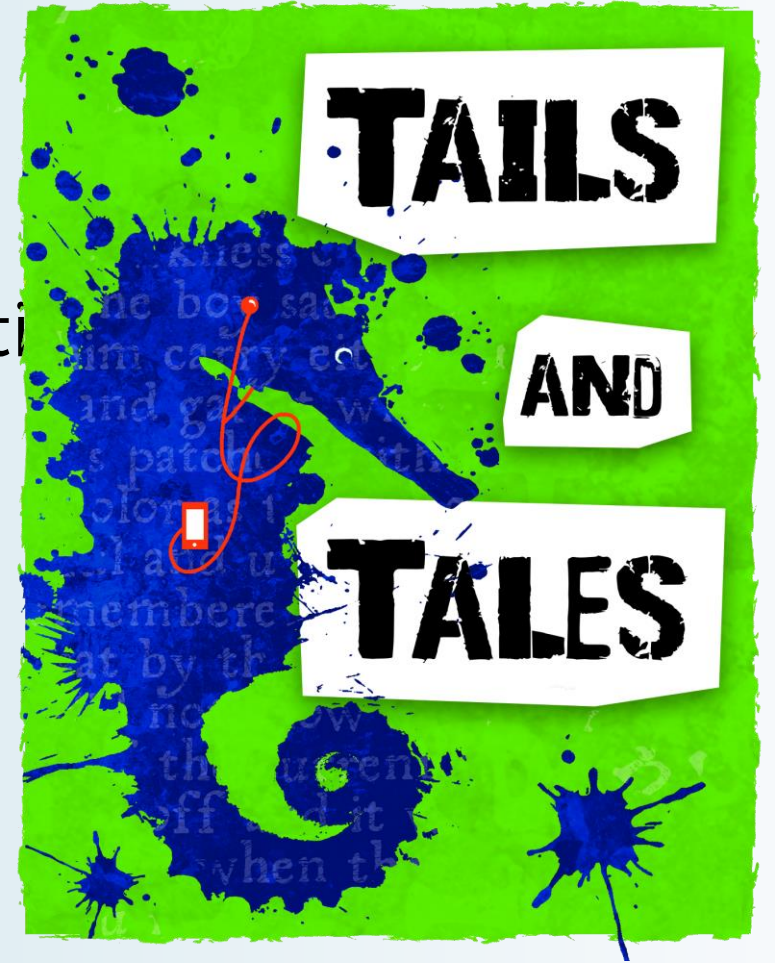
FLYP Summer Reading Statistics



FLORIDA DEPARTMENT *of* STATE

Objectives

- Understand the *why* of summer statistics
 - ✓ At your library.
 - ✓ At the state and federal levels.
- Know what data you need to collect.
- Get familiar with *Counting Opinions*.






DIVISION OF
LIBRARY and
INFORMATION SERVICES

The *why* of summer statistics

FLORIDA DEPARTMENT *of* STATE


Statistics: Your Library

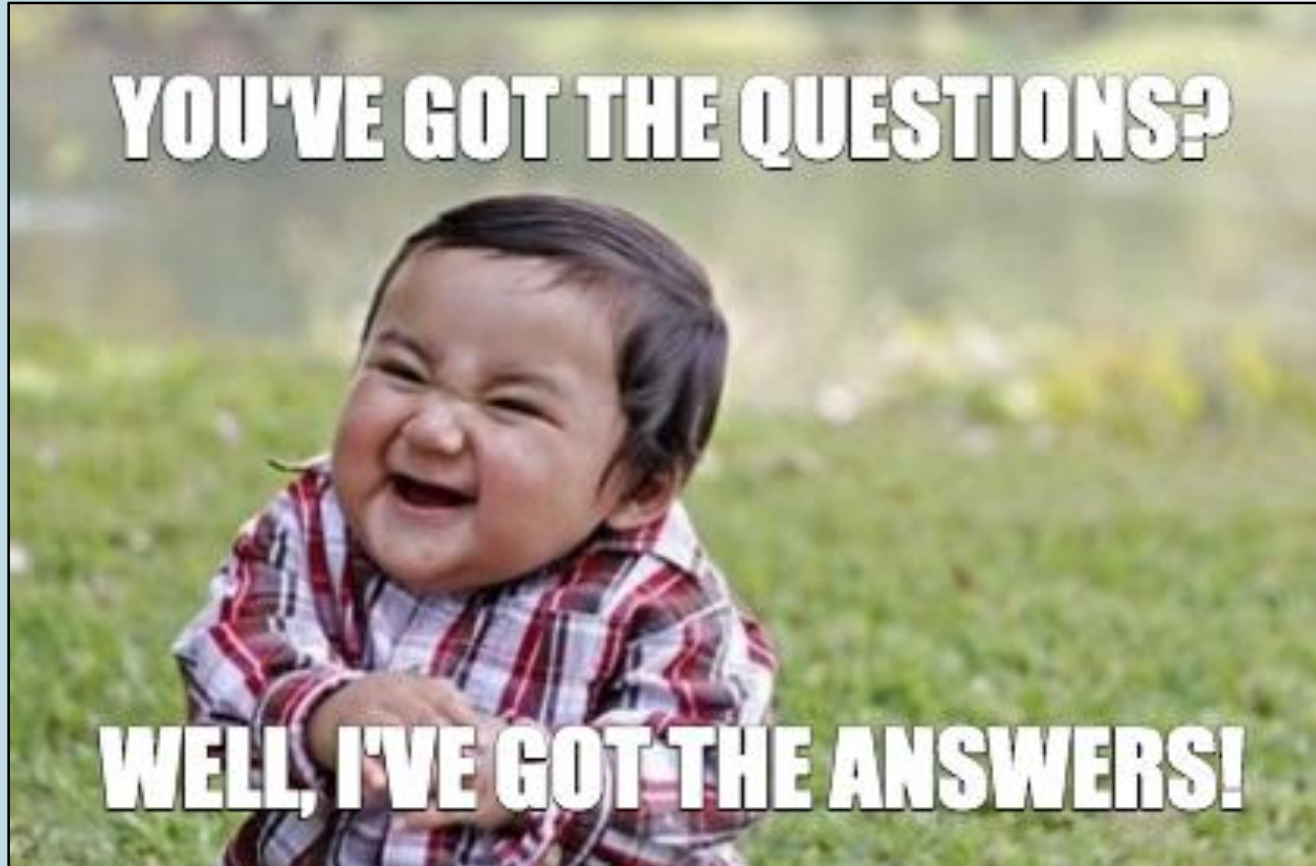
- Determines allotments.
- Provides stories about your community impact.
- Helps identify trends and the needs of your patrons.



Statistics: State & Federal Levels

- Helps the Division assess community needs/trends across the state.
- Provides evidence-based justification for funding requests.
- Reveals benefits of previous funding:
 - Personal Stories.
 - Numbers.







DIVISION OF
LIBRARY and
INFORMATION SERVICES

Know what data you need to collect

FLORIDA DEPARTMENT *of* STATE

Active Programs

Planned, live events intended for a group of participants.

Examples

- An in-person Lego Club.
- A live storytime on Facebook.
- A virtual book club in a chat room.



Self-Directed Programs

Activities created for people to experience at their convenience.

Examples

- Google Docs escape room.
- Storytime video viewed after the livestream.
- Community scavenger hunt.



Examples

| Self-Directed | | Active |
|-----------------------|---|---|
| Passive Self-Directed | Interactive Self-Directed | Live |
| Take-home craft kits. | Take-home craft kits with a pre-recorded instructional video and a Q&A in the comments. | Take-home craft kit with a scheduled, livestream demonstration. |

Virtual Programming

- Count attendees during a **live** event under “Active Programs.”
- Count post-event or recorded views (e.g., on YouTube) under “Self-Directed Programs.”



Virtual Programming

- Each social media platform shows live views a little differently.
 - Available during the live view and after the live view has ended.
- We recommend that you pull views of recordings just before you submit the FLYP Summer Reading Statistics.



Hybrid Programming

- Programming that takes place in-person and virtually at the same time.
- Example: An animal program with in-person patrons is also livestreamed over social media.
- Active program.



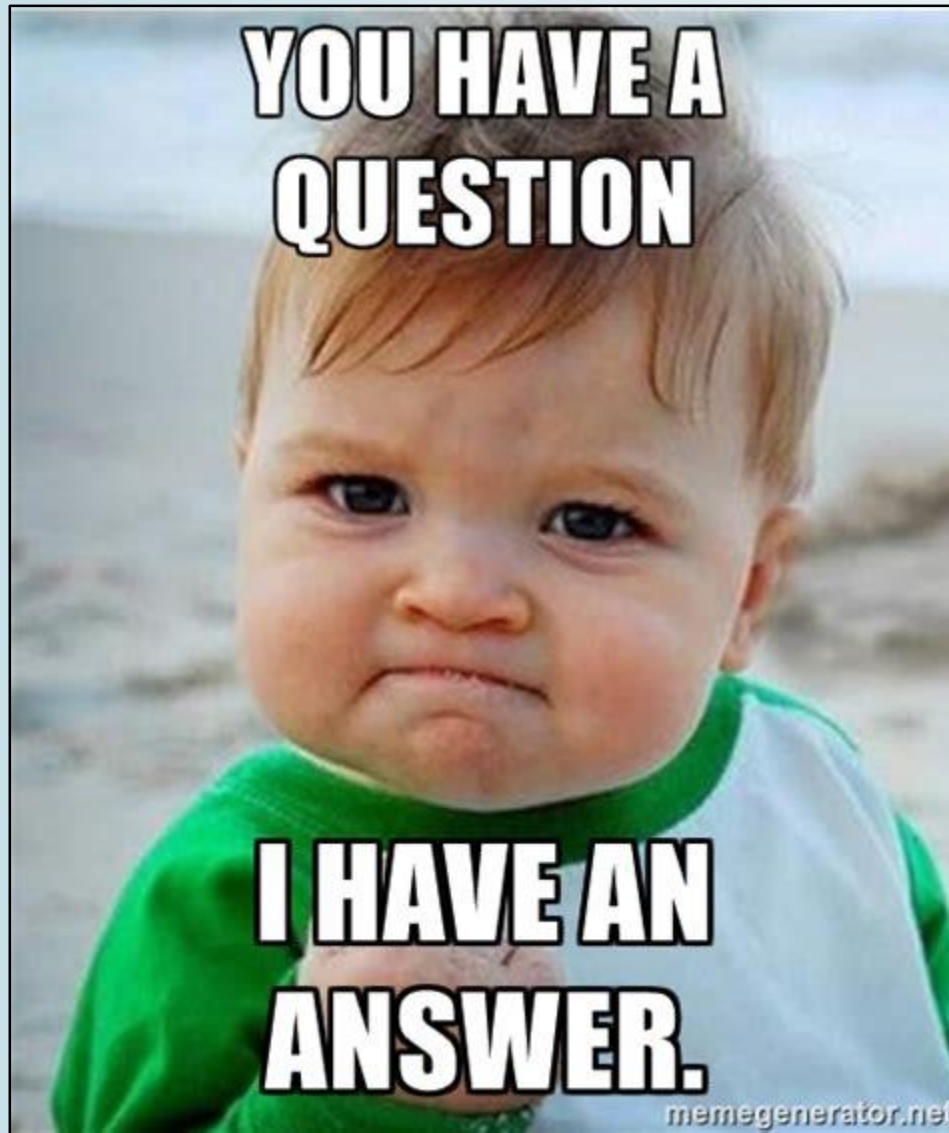


- Count programs based on the intended target audience, not on the age of attendees.
- Only count Summer Library programs.

Outreach

- Count outreach activities as programming.
- There is no set date to begin counting.





Important Dates

- Survey opens
July 19, 2021.
- Survey closes
August 20, 2021.





DIVISION OF
LIBRARY and
INFORMATION SERVICES

Get to know *Counting Opinions*

FLORIDA DEPARTMENT *of* STATE

Accessing Statistics

fl.countingopinions.com





DIVISION OF
LIBRARY and
INFORMATION SERVICES

Florida Department of State, Division of Library and Information Services

Login

Username:

Password:

[Password reminder](#)

[Survey Instructions for Annual Statistical Report](#)
[Survey Instructions for Supplemental Survey](#)

[Data Input Instructions](#) [Reports Instructions](#)

This site has been funded under the provisions of the Library Services and Technology Act from the Institute of Museum and Library Services, administered by the Florida Department of State's Division of Library and Information Services. During FY2020-21, the percentage of total costs for the Florida Library Data and Statistics program financed with federal money is 66%; the federal dollar amount to be spent on the program is \$109,407. This program does not receive any non-governmental funding.

Division of Library and Information Services, R.A. Gray Building, 500 South Bronough Street Tallahassee, FL 32399-0250
Telephone: 850.245.6608 Fax: 850.245.6643
For questions please contact Nancy Guidry-Hall at Nancy.GuidryHall@dos.myflorida.com

© 2021 Counting Opinions (SQUIRE) Ltd.





DIVISION OF
**LIBRARY and
INFORMATION SERVICES**

Florida Department of State, Division of Library and Information Services

Welcome Pinellas Park Public Library



[FLYP Summer Library Program Statistical Reporting](#) **Deadline: August 20, 2021**

[Survey Instructions for Annual Statistical Report](#)

[Survey Instructions for Supplemental Survey](#)

[Data Input Instructions](#)

[F.A.Q.](#)

[Reports Instructions](#)

Division of Library and Information Services, R.A. Gray Building, 500 South Bronough Street Tallahassee, FL 32399-0250
Telephone: 850.245.6608 Fax: 850.245.6643
For questions please contact Nancy Guidry-Hall at Nancy.GuidryHall@dos.myflorida.com

© 2021 Counting Opinions (SQUIRE) Ltd.



Data Input

Review Recalculate

| | | | |
|--|---|----------------------|----------------------------------|
| Review Save | Collection FLYP CSLP Annual Statistical Report | Period 2021 ▾ | Verify Submit/Lock |
| Active Programs Self-Directed Programs FLYP/CSLP Resources Open-Ended Questions | Library Apalachicola Municipal Library | | |
| Previous Next | Location Library Data | | |
| Active Programs An Active Program is a planned, live event intended for a group of participants. Active programs may be held in person or virtually. Examples of active programs include but are not limited to: film ... more | | | |

- The date may show as 2020 at the top of the Data Input screen.
- Change the date to 2021 by clicking the arrow next to the date.



Data Input

Review Recalculate

Review Save

- Active Programs
- Self-Directed Programs
- FLYP/CSLP Resources
- Open-Ended Questions

Previous Next

« Hide

| | | | | | |
|-------------------|-------------------------------------|--------|------|--------|-------------|
| Collection | FLYP CSLP Annual Statistical Report | Period | 2021 | Verify | Submit/Lock |
| Library | Apalachicola Municipal Library | | | | |
| Location | Library Data | | | | |

Active Programs

An Active Program is a planned, live event intended for a group of participants. Active programs may be held in person or virtually. Examples of active programs include but are not limited to: film [...more](#)

| | Total Active Programs | Active Program Attendance |
|---|---------------------------------|----------------------------------|
| 1. Early Literacy (0-5) | <input type="text" value="4"/> | <input type="text" value="32"/> |
| 2. School Aged (6-11) | <input type="text"/> | <input type="text"/> |
| 3. Young Adult (12-18) | <input type="text" value="13"/> | <input type="text" value="62"/> |
| 4. Adult (19 and older) | <input type="text" value="2"/> | <input type="text" value="40"/> |
| 5. All Ages | <input type="text" value="3"/> | <input type="text" value="605"/> |
| 6. Total | <input type="text" value="22"/> | <input type="text" value="739"/> |

Self-Directed Programs

A Self-Directed Program is created for individuals or groups to access and use, view or experience at their convenience. Examples of self-directed programs include but are not limited to: video [...more](#)

| | Total Self-Directed Programs | Self-Directed Program Attendance |
|---|------------------------------|----------------------------------|
| 7. Early Literacy (0-5) | <input type="text"/> | <input type="text"/> |
| 8. School Aged (6-11) | <input type="text"/> | <input type="text"/> |
| 9. Young Adult (Ages 12-18) | <input type="text"/> | <input type="text"/> |
| 10. Adult (Ages 19 and older) | <input type="text"/> | <input type="text"/> |
| 11. All Ages | <input type="text"/> | <input type="text"/> |
| 12. Total | <input type="text"/> | <input type="text"/> |

FLYP/CSLP Resources

Please indicate if the following resources helped improve your library services and programs.

13. **CSLP Manuals** Yes No Did Not Use

Active Programs

An Active Program is a one-time event intended for a group of participants. Active programs may be held in person or virtually. Examples of active programs include but are not limited to: ...more



| | Total Active Programs | | Active Program Attendance | |
|-------------------------|-----------------------|-----|---------------------------|-------|
| 1. Early Literacy (0-5) | <input type="text"/> | 46 | <input type="text"/> | 408 |
| 2. School Aged (6-11) | <input type="text"/> | 25 | <input type="text"/> | 246 |
| 3. Young Adult (12-18) | <input type="text"/> | 29 | <input type="text"/> | 176 |
| 4. Adult (19 and older) | <input type="text"/> | 76 | <input type="text"/> | 1,076 |
| 5. All Ages | <input type="text"/> | 46 | <input type="text"/> | 1,966 |
| 6. Total | <input type="text"/> | 222 | <input type="text"/> | 3,872 |

Self-Directed Programs

A Self-Directed Program is created for individuals or groups to access and use, view or experience at their convenience. Examples of self-directed programs include but are not limited to: video ...more

| | Total Self-Directed Programs | | Self-Directed Program Attendance | |
|-------------------------------|------------------------------|-----|----------------------------------|--------|
| 7. Early Literacy (0-5) | <input type="text"/> | 65 | <input type="text"/> | 1,821 |
| 8. School Aged (6-11) | <input type="text"/> | 100 | <input type="text"/> | 2,700 |
| 9. Young Adult (Ages 12-18) | <input type="text"/> | 43 | <input type="text"/> | 1,798 |
| 10. Adult (Ages 19 and older) | <input type="text"/> | 31 | <input type="text"/> | 1,230 |
| 11. All Ages | <input type="text"/> | 186 | <input type="text"/> | 19,886 |
| 12. Total | <input type="text"/> | 394 | <input type="text"/> | 27,435 |



Self-Directed Programs







A Self-Directed Program is created for individuals or groups to access and use, view or experience at their convenience. Examples of self-directed programs include but are not limited to: video [...more](#)

| | Total Self-Directed Programs | | Self-Directed Program Attendance | |
|---|------------------------------|-----|----------------------------------|--------|
| 7. Early Literacy (0-5) | <input type="text"/> | 65 | <input type="text"/> | 1,821 |
| 8. School Aged (6-11) | <input type="text"/> | 100 | <input type="text"/> | 2,700 |
| 9. Young Adult (Ages 12-18) | <input type="text"/> | 43 | <input type="text"/> | 1,798 |
| 10. Adult (Ages 19 and older) | <input type="text"/> | 31 | <input type="text"/> | 1,230 |
| 11. All Ages | <input type="text"/> | 186 | <input type="text"/> | 19,886 |
| 12. Total | <input type="text"/> | 394 | <input type="text"/> | 27,435 |



FLYP/CSLP Resources

Please indicate if the following resources helped improve your library services and programs.

| | |
|---|---|
| <p>13. CSLP Manuals ✓ </p> | <p><input type="radio"/> Yes <input type="radio"/> No <input type="radio"/> Did Not Use</p> |
| <p>14. CSLP Materials ✓ </p> | <p><input type="radio"/> Yes <input type="radio"/> No <input type="radio"/> Did Not Use</p> |
| <p>15. FLYP Website ✓ </p> | <p><input type="radio"/> Yes <input type="radio"/> No <input type="radio"/> Did Not Use</p> |
| <p>16. FLYP Summer Library Program Workshop ✓ </p> | <p><input type="radio"/> Yes <input type="radio"/> No <input type="radio"/> Did Not Use</p> |
| <p>17. Summer Library Program Webinars ✓ </p> | <p><input type="radio"/> Yes <input type="radio"/> No <input type="radio"/> Did Not Use</p> |
| <p>18. If you selected "No" or "Did Not Use" for any resource, please tell us why. </p> | <p></p> <p></p> <p></p> |



Open-Ended Questions

19. What did you do differently for summer reading this year?



20. Please share any success stories from your summer program.



21. What needs have you identified in your community, and how can the Division assist you in meeting those needs?



22. Share ideas for additional materials or resources you would like CSLP to provide in the future.



23. Is there anything else you'd like to tell us?



24. (Optional) Please provide the number of books read, minutes read, or activities completed (whichever applies to your library).



Data Input

Review Recalculate


| | | | |
|--|---|---------------------|----------------------------------|
| Review Save | Collection FLYP CSLP Annual Statistical Report | Period 2021 | Verify Submit/Lock |
| Active Programs Self-Directed Programs FLYP/CSLP Resources Open Ended Questions | Library Apalachicola Municipal Library | | |
| | Location | Library Data | |
| | Active Programs | | |



books read, minutes read, or activities completed (whichever applies to your library).

Review Save Reset Previous Next

Save Submit/Lock








DIVISION OF
LIBRARY and
INFORMATION SERVICES

Frequently Asked Questions (FAQs)

FLORIDA DEPARTMENT *of* STATE

Does the state count passive programs?


- Yes - Passive programs should be counted as “Self-Directed Programs.”



Do virtual programs count as active or self-directed?

It depends.


- A live event that uses streaming technology (e.g., Facebook Live Stream) = **Active**.
- A video of a live event posted on YouTube to be watched afterwards = **Self-Directed**.



Do we count an activity as a program when a staff member is working one-on-one with a patron?

It depends.

- **No**, not if the activity was originally intended for one-on-one interaction.
- **Yes**, if you held a group program and only one person showed up, count it as a program.



Do we count Facebook Premiere videos?

It depends.

- **No**, not if the video is scheduled and staff aren't interacting with patrons during the video.
- **Yes**, if, when the video is live, staff are actively interacting with participants.



Which social media video statistics do we pull?

- Collect the video views that are one minute or longer.

Tails &
TALES

Important Dates

- Survey opens
July 19, 2021.
- Survey closes
August 20, 2021.





Kaycee Shiley
Youth Services Consultant
kaycee.shiley@dos.myflorida.com
850.245.6625



Nancy Guidry-Hall
State Data Coordinator
nancy.guidryhall@dos.myflorida.com
m
850.245.6608





FLORIDA DEPARTMENT *of* STATE

Ron DeSantis, Governor
Laurel M. Lee, Secretary of State
Florida Department of State
Division of Library and Information Services

For FY2020-21, the percentage of total costs for the Florida Library Youth Program financed with federal money is 66%; the federal dollar amount to be spent on FLYP is \$281,652. This program does not receive any nongovernmental funding.

This presentation has been funded under the provisions of the Library Services and Technology Act, from the Institute of Museum and Library Services. Florida's LSTA program is administered by the Department of State's Division of Library and Information Services.

